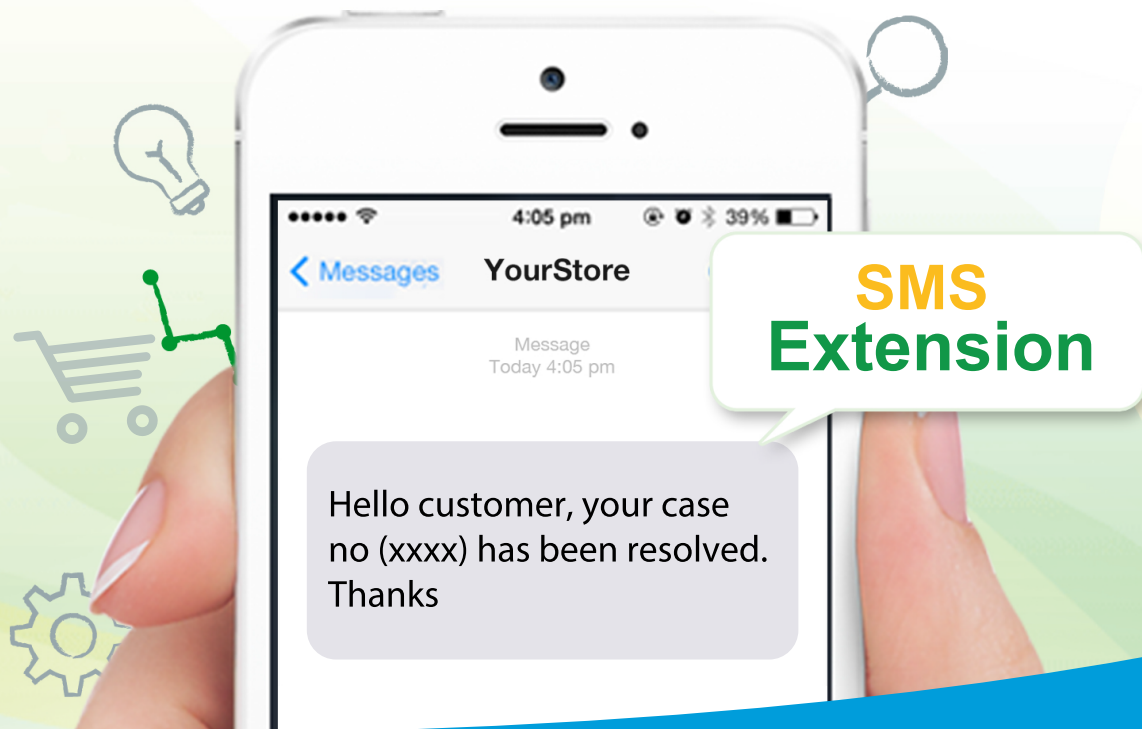


NEW



Salesforce SMS & SALESFORCE TEXT MESSAGE INTEGRATION



BETA TESTERS NEEDED

salesforce



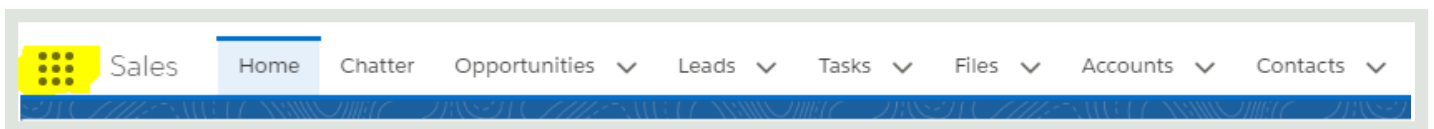
Download Latest Plugin using following link:

<https://login.salesforce.com/packaging/installPackage.apex?p0=04t7F000004PpAf>

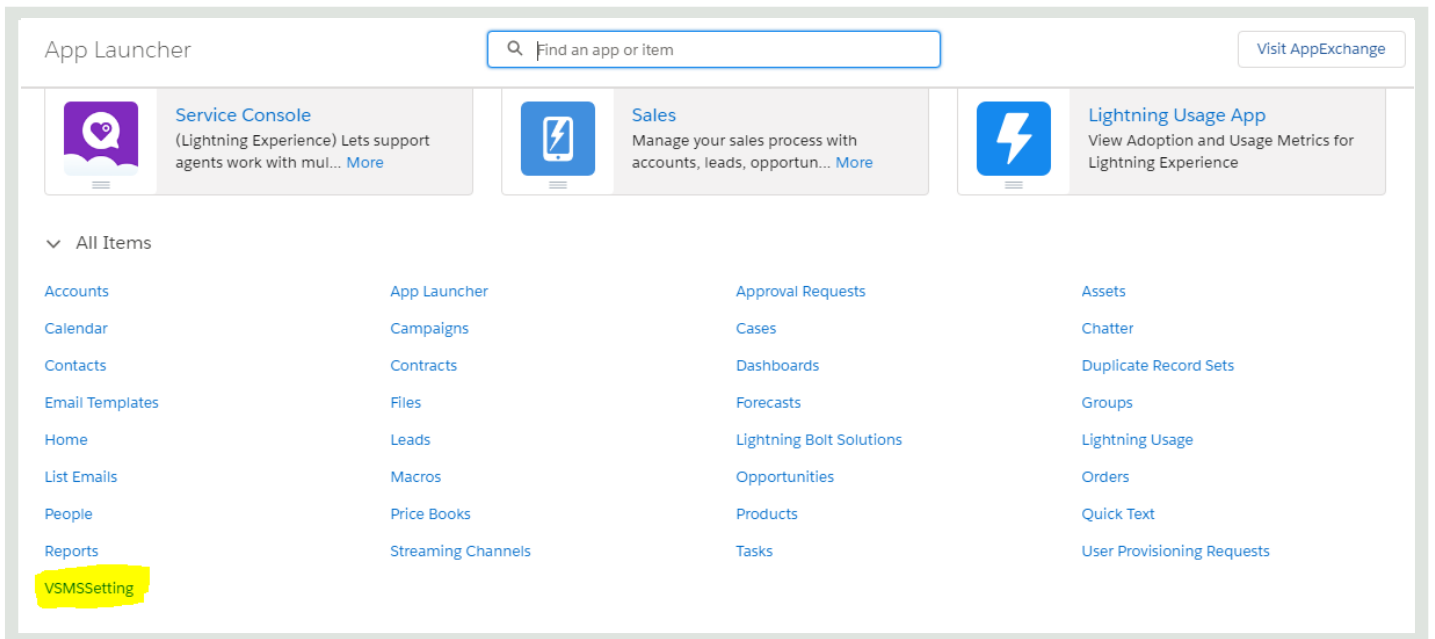
After installation please do following step:

If you are using salesforce lightning experience view:

Click on the highlighted tab icon on main menu



Then scroll down you will see VSMSSetting. Click on it.



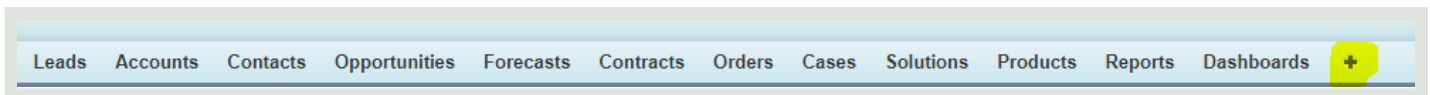
Add credentials, phone number, senderID and message

▼ Voodoo SMS Configuration

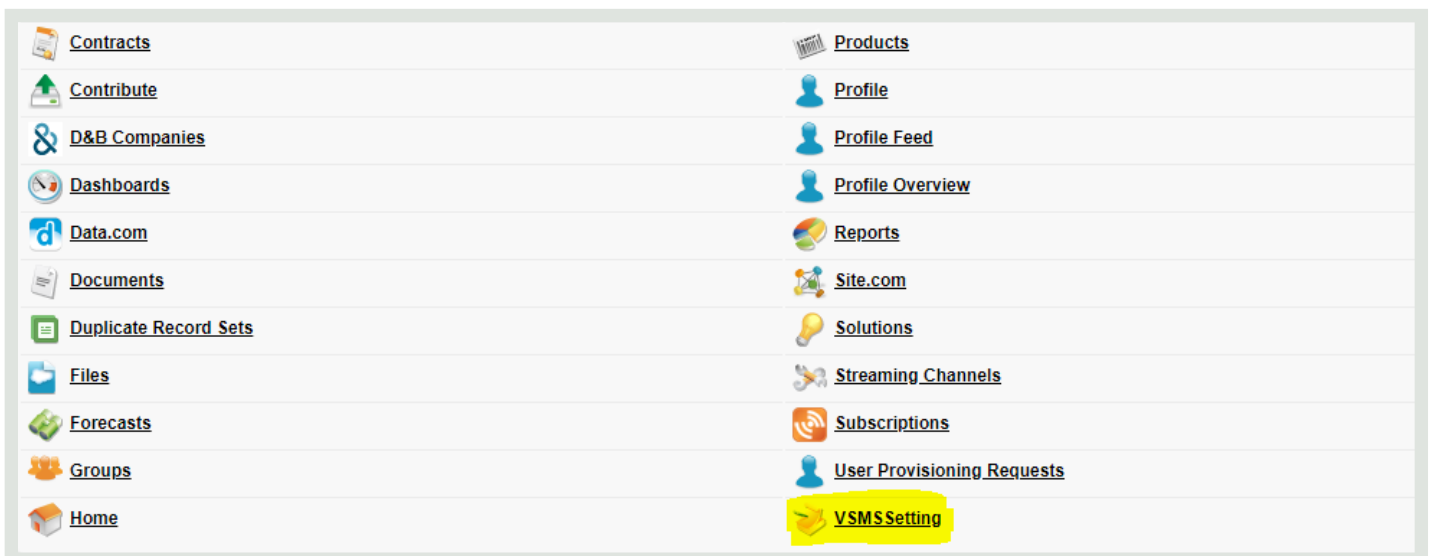
Name	<input type="text" value="voodoosms"/>
Message	<input type="text" value="demo message"/>
API User ID	<input type="text" value="voodoosms_api"/>
API Password	<input type="password" value="*****"/>
Phone/Mobile	<input type="text" value="447700900665"/>
SenderID/Origion	<input type="text" value="vsms"/>

If you are using salesforce classic view:

Click on the highlighted "+" sign on main menu.



Scroll down and Click VSMSSetting to configure VSMS setting





Add credentials, phone number, senderID and message

▼ Voodoo SMS Configuration

Name	<input type="text" value="voodoosms"/>
Message	<input type="text" value="demo message"/>
API User ID	<input type="text" value="voodoosms_api"/>
API Password	<input type="password" value="*****"/>
Phone/Mobile	<input type="text" value="447700900665"/>
SenderID/Origion	<input type="text" value="vsms"/>

Now SMS will send on this number when you perform following actions:

- **Account (Create/Update)**
- **Contact (Create/Update)**
- **Case (Create/Update)**
- **Lead (Create/Update)**